

SIDELITES

ADD

ADD FOR:

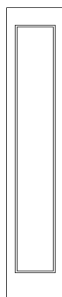
6' 8"

**BC
CODE**

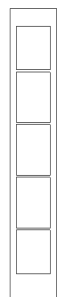
KICK PANELS + BEADING for "built up" sidelites: **144**

For 7' height doors add 15% - for 8' doors add 25%

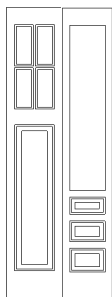
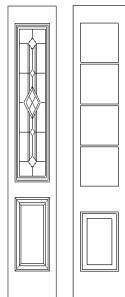
A Base French - True Divided Lite		6'8"	7'	8'	<i>Glass Options (incl.TDL)</i>	
White Maple/ African Mahogany		956	1052	1209	1 x 1 Single tempered glass:	75
American Red Oak or Alder		724	796	916	1 x 1 Sealed tempered glass:	192 385
Vertical Grain Fir		647	712	818	1 x 4 TDL sealed tempered glass:	226 380
Paint Grade		451	496	571	1 x 5 TDL sealed tempered glass:	312 475
					1 x 6 TDL sealed tempered glass:	317 515
To match door designs: 100-101-102-108-109-110-112-115-118-119-333-339 444-555-604-605-800-802-820-901-902-905-915-950					#703 Brochure Glass	3355
B 1 Bottom Panel + Square Top		6'8"	7'	8'	<i>Profile / Glass Options:</i>	
White Maple/ African Mahogany		1528	1681	1933	Raised Moulding 2 sides: S 105 S 110	
American Red Oak or Alder		1164	1280	1472	Hardwood doors: 233 523	
Vertical Grain Fir		1091	1200	1380	Softwood doors: 193 434	
Paint Grade		804	884	1017	1 x 4 TDL sealed tempered glass:	226 380
To match door designs: 201-202-204-206-220-250-251-304-313-318-322-340 608-625-626-680-690-703-713-730-810-815 903-904-912-932-1010					1 x 5 TDL sealed tempered glass:	312 475
					Sealed Decorative Glass Brass: type A	907
					Sealed Decorative Glass Brass: type B	1305
C 2 Bottom Panel + Square Top		6'8"	7'	8'	<i>Profile / Glass Options:</i>	
White Maple/ African Mahogany		1651	1816	2089	Raised Moulding 2 sides: S 105 S 110	
American Red Oak or Alder		1258	1384	1591	Hardwood doors: 385 867	
Vertical Grain Fir		1188	1307	1503	Softwood doors: 345 778	
Paint Grade		894	983	1131	1 x 2 TDL sealed tempered glass:	255 385
To match door designs: 208-215-320-326-327-341-610-621-683-684-685-687 703-844-922-923-924					2 x 2 TDL sealed tempered glass:	285 460
					2 x 3 TDL sealed tempered glass:	375 562
					Sealed Decorative Glass Brass: type A	907
					Sealed Decorative Glass Brass: type B	1305
D 1 Bottom Panel + Curved Top		6'8"	7'	8'	<i>Profile / Glass Options:</i>	
White Maple/ African Mahogany		1916	2108	2424	Raised Moulding 2 sides: S 105 S 110	
American Red Oak or Alder		1463	1609	1851	Hardwood doors: 385 867	
Vertical Grain Fir		1281	1409	1620	Softwood doors: 345 778	
Paint Grade		1213	1334	1534	1 x 2 TDL sealed tempered glass:	255 385
To match door designs: 100C-101C-205-207-209-217 314-316-325-342-346-380-602-703C-812-912C					2 x 2 TDL sealed tempered glass:	285 460
					2 x 3 TDL sealed tempered glass:	375 562
					Sealed Decorative Glass Brass:	977
E Various Designs		6'8"	7'	8'	<i>Profile / Glass Options:</i>	
White Maple/ African Mahogany		2050	2255	2593	Raised Moulding 2 sides: S 105 S 110	
American Red Oak or Alder		1675	1843	2119	Hardwood doors: 385 867	
Vertical Grain Fir		1528	1681	1933	Softwood doors: 345 778	
Paint Grade		1201	1321	1519	Sealed Decorative Glass Brass: type A	907
To match door designs: 203-214-329-347-350-410-612-629-694-841-905-998					Sealed Decorative Glass Brass: type B	1305




A




B



C



D



E