

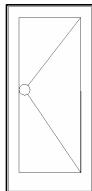
EXTERIOR FRAME UNITS	PAINT GRADE			FIR						HARDWOODS					
				Flat Grain			Vert. Grain			Red Oak			Maple-Afr. Mahogany		
	4 9/16"	6 9/16"	7 1/4"	4 9/16"	6 9/16"	7 1/4"	4 9/16"	6 9/16"	7 1/4"	4 9/16"	6 9/16"	7 1/4"	4 9/16"	6 9/16"	7 1/4"
"D" = Single Door	Incl.: Doorjamb + Brickmould + Sill														
For Doors: 6'8"	227	281	349	378	530	572	500	635	708	649	879	1057	856	1178	1428
Add for Prehang: 6'8"	326			326			326			362			362		
For Doors: 7'+8'	250	310	383	416	584	630	550	699	778	714	967	1163	942	1296	1571
Add for Prehang: 7'+8'	358			358			358			399			399		
Add for Camber Top Unit	825			825			825			856			887		
Add Prehang for Camber Top Unit	368			368			368			415			415		
"DS" = Single Door + Sidelite	Incl.: Doorjamb + T-Bar + Brickmould + Sill														
For Doors: 6'8"	344	405	486	551	667	728	736	895	977	1001	1268	1475	1334	1706	1995
Add for Prehang: 6'8"	525			525			525			578			578		
For Doors: 7'+8'	379	446	534	607	734	800	810	984	1074	1100	1395	1623	1467	1877	2195
extra for Heavy Duty T-Bar	97			100			139			168			236		
Add for Prehang: 7'+8'	578			578			578			635			635		
Add for Camber Top Unit	856			856			887			983			1014		
Add Prehang for Camber Top Unit	368			368			368			415			415		
"DD" = 2 Doors	Incl.: Doorjamb + T-Astragal (wood) + Brickmould + Sill														
For Doors: 6'8"	396	479	597	612	746	821	763	941	1038	1076	1391	1628	1442	1882	2213
Add for Prehang: 6'8"	525			525			525			578			578		
For Doors: 7'+8'	436	527	657	673	820	903	840	1035	1142	1184	1531	1790	1586	2070	2435
Add for Prehang: 7'+8'	578			578			578			635			635		
Add for Camber Top Unit	825			824			824			856			887		
Add Prehang for Camber Top Unit	368			368			368			415			415		
"SDS" = Door + 2 Sidelites	Incl.: Doorjamb + T-Bar + Brickmould + Sill														
For Doors: 6'8"	499	581	699	788	921	995	1020	1198	1295	1456	1771	2008	1959	2401	2731
Add for Prehang: 6'8"	840			840			840			924			924		
For Doors: 7'+8'	549	638	770	866	1013	1095	1121	1318	1424	1602	1949	2208	2156	2642	3004
extra for Heavy Duty T-Bars	194			200			278			336			472		
Add for Prehang: 7'+8'	924			924			924			1016			1016		
Add for Camber Top Unit	824			824			824			856			887		
Add Prehang for Camber Top Unit	415			415			415			434			457		
"SDDS" = 2 Doors + 2 Sidelites	Incl.: Doorjamb + T-Astragal (wood) + T-Bar + Brickmould + Sill														
For Doors: 6'8"	605	669	827	950	1048	1196	1211	1339	1536	1761	2000	2415	2373	2709	3290
Add for Prehang: 6'8"	1365			1365			1365			1502			1502		
For Doors: 7'+8'	666	736	910	1046	1153	1316	1331	1473	1689	1937	2201	2657	2610	2980	3618
extra for Heavy Duty T-Bar	194			200			278			336			472		
Add for Prehang: 7'+8'	1502			1502			1502			1652			1652		
Add for Camber Top Unit	951			951			983			1077			1109		
Add Prehang for Camber Top Unit	415			415			415			457			457		

NOTES:

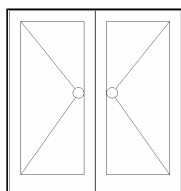
Paint grade units: Alum. Clad sill, all others solid wood

Prehang: Incl. B.B. butt hinges or comparable + weatherstrip
Pemko 234 Door-bottom (for Automatic door bottom add \$160.00)-double drilled

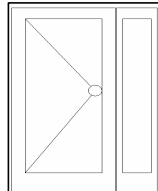
Standard Drilling: 2 1/8" Face Hole - 2 3/8" or 2 3/4" Backset - 1" Edge Hole
Extras: Mortise Case Prep: 68.00 Function Holes: 58.00



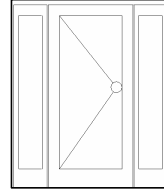
"D"



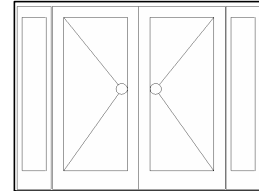
"DD"



"SD"

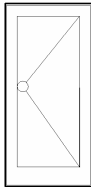


"SDS"

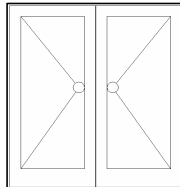


"SDDS"

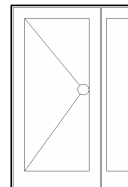
INTERIOR FRAME UNITS	Paint Grade		Fir				Hardwoods			
			Flat Grain		Vert. Grain		Red Oak		Maple-Afr. Mahog.	
	4 9/16"	6 9/16"	4 9/16"	6 9/16"	4 9/16"	6 9/16"	4 9/16"	6 9/16"	4 9/16"	6 9/16"
solid										
"D" = Single Door	Incl.: Doorjamb									
For Doors: 6'8"	110	154	210	299	292	419	328	531	459	743
Add for Prehang: 6'8"	151		151		151		167		167	
For Doors: 7'+8'	122	170	231	330	321	461	360	585	505	818
Add for Prehang: 7'+8'	166		166		166		184		184	
Add for Curved Unit	133		254		353		397		555	
Add Prehang for Curved Unit	183		183		183		202		202	
"DS" = Single Door + Sidelite	Incl.: Doorjamb +T-Bar									
For Doors: 6'8"	210	264	365	473	505	653	646	885	897	1234
Add for Prehang: 6'8"	394		394		394		415		415	
For Doors: 7'+8'	231	290	402	520	555	718	711	973	986	1358
Add for Prehang: 7'+8'	434		434		434		457		457	
Add for Curved Unit	719		719		719		746		746	
Add Prehang for Curved Unit	315		315		315		347		347	
"DD" = 2 Doors	Incl.: Doorjamb +T-Astragal (wood)									
For Doors: 6'8"	196	252	323	435	426	582	545	796	761	1146
Add for Prehang: 6'8"	394		394		394		415		415	
For Doors: 7'+8'	216	277	356	478	469	639	600	876	838	1260
Add for Prehang: 7'+8'	434		434		434		457		457	
Add for Curved Unit	719		719		719		746		746	
Add Prehang for Curved Unit	315		315		315		315		315	



"D"



"DD"



"SD"

**FOR FIRE RATED FRAMES
CHECK FOR INTERIOR OR
EXTERIOR APPLICATION**

Parvaneer Interior Veneered Flat Jamb + T- Stop 1 1/2"						
Minimum order size:	25 pieces					
Small order surcharge:	\$158 per order					
Per 8'3" length	4 9/16"	5 1/4"	6 9/16"	7 1/4"	8 1/4"	12'
VG Fir	186	191	211	218	242	274
Maple	201	207	226	230	251	280
Sapele Mahogany	205	210	228	232	252	281
Afr. Mahogany	205	210	228	232	252	281
Genuine Mahogany	242	249	267	275	299	332
Cherry	242	249	267	275	299	332
Red Oak	177	183	199	204	221	248
White Oak	177	183	199	204	221	248
Walnut	242	249	267	275	299	332
Teak	301	307	326	331	353	382

